

Legend

Metal Seating Collection

When ordering this product, specification codes must be added to unit Model Number, as shown below.

NOTE: Upholstery and/or additional options must be specified separately.



Legend

MODEL NUMBER -

METAL FRAME FINISH -

ARM CAP FINISHES -

LG21-OA -SS -CL

GM Gunmetal	Wood	Polyurethane
MB Metallic Beige	AR Aria	PB Black
SB Smooth Black	CL Candlelight	PG Grey
SS Smooth Silver	CN Chestnut	PT Taupe
TB Textured Black	CH Chocolate	
TN Textured Nickel	DV Dolce Vita	
	GR Grenada	
	HM Hard Rock Maple	
	HA Havana	
	PA Palomino	
	PE Pebble	
	SA Sand	
	WC White Chocolate	

Legend

Metal Seating Collection

Different fabrics may be specified on the seat and on the back. In this case, use the higher grade of the two. No additional upcharge applies. All prices are in CA dollars (CAD).

LG21-OA

DESCRIPTION –

Guest Chair
21" seat width



DIMENSIONS –

Width 24.5

Depth 25.25

Height 34.25

Seat Width 21

Seat Depth 20

Seat Height 18

Arm Height 26.5

COM Yard Back 1 / Seat 0.75

Cubic Feet 13

Ship Weight 38

OPTIONS –

Moisture barrier, *per seat* +85

Ganging bracket (1 per 2 chairs) +50

Wood arm caps +0

Polyurethane arm caps +0

Corian® Solid Surface arm caps +795

Memory gel seat topper +85

MODEL NO.	COM/1	2	3	4	5	6	7	8
LG21-OA	1078	1188	1305	1435	1561	1686	1815	1945

LG24-OA

DESCRIPTION –

Guest Chair
24" seat width



DIMENSIONS –

Width 27.5

Depth 25.25

Height 34.25

Seat Width 24

Seat Depth 20

Seat Height 18

Arm Height 26.5

COM Yard Back 1 / Seat 0.75

Cubic Feet 15

Ship Weight 42

OPTIONS –

Moisture barrier, *per seat* +85

Ganging bracket (1 per 2 chairs) +50


Wood arm caps +0

Polyurethane arm caps +0

Corian® Solid Surface arm caps +795

Memory gel seat topper +90

MODEL NO.	COM/1	2	3	4	5	6	7	8
LG24-OA	1246	1415	1581	1752	1930	2096	2280	2468



Legend

Metal Seating Collection

Different fabrics may be specified on the seat and on the back. In this case, use the higher grade of the two. No additional upcharge applies. All prices are in CA dollars (CAD).

LB31-OA

DESCRIPTION –

Guest Chair
31" seat width



DIMENSIONS –

Width	34.5
Depth	25.25
Height	34.25
Seat Width	31
Seat Depth	20
Seat Height	18
Arm Height	26.5
COM Yard Back	1.75 / Seat 1.25
Cubic Feet	19
Ship Weight	54

OPTIONS –

Moisture barrier, <i>per seat</i>	+85
Ganging bracket (1 per 2 chairs)	+50
Wood arm caps	+0
Polyurethane arm caps	+0
Corian® Solid Surface arm caps	+795
Memory gel seat topper	+95

MODEL NO.	COM/1	2	3	4	5	6	7	8
LB31-OA	1569	1806	2041	2279	2526	2783	3044	3310

LEC121E-OA

DESCRIPTION –

Hip Chair




DIMENSIONS –

Width	24.5
Depth	28.75
Height	40.75
Seat Width	21
Seat Depth	20
Seat Height	24.5
Arm Height	32.5
COM Yard Back	1 / Seat 0.75
Cubic Feet	17
Ship Weight	45

OPTIONS –

Moisture barrier, <i>per seat</i>	+85
Wood arm caps	+0
Polyurethane arm caps	+0
Corian® Solid Surface arm caps	+795
Memory gel seat topper	+85

MODEL NO.	COM/1	2	3	4	5	6	7	8
LEC121E-OA	1691	1838	1977	2131	2283	2439	2600	2764



Legend

Metal Seating Collection

Different fabrics may be specified on the seat and on the back. In this case, use the higher grade of the two. No additional upcharge applies. All prices are in CA dollars (CAD).

LEC221N-OA

DESCRIPTION –

Two-seat
21" seat width



DIMENSIONS –

Width 45.5
Depth 25.25
Height 34.25
Seat Width 21
Seat Depth 20
Seat Height 18
Arm Height 26.5
COM Yard Back 2 / Seat 1.5
Cubic Feet 25
Ship Weight 68

OPTIONS –

Moisture barrier, *per seat* +85
Wood arm caps +0
Polyurethane arm caps +0
Corian® Solid Surface arm caps +795
Memory gel seat topper (per seat) +85

MODEL NO.	COM/1	2	3	4	5	6	7	8
LEC221N-OA	1821	2065	2309	2581	2846	3119	3406	3697

LEC221F-OA

DESCRIPTION –

Two-seat, center arm
21" seat width




DIMENSIONS –

Width 46.75
Depth 25.25
Height 34.25
Seat Width 21
Seat Depth 20
Seat Height 18
Arm Height 26.5
COM Yard Back 2 / Seat 1.5
Cubic Feet 25
Ship Weight 68

OPTIONS –

Moisture barrier, *per seat* +85
Wood arm caps +0
Polyurethane arm caps +0
Corian® Solid Surface arm caps +1195
Memory gel seat topper (per seat) +85

MODEL NO.	COM/1	2	3	4	5	6	7	8
LEC221F-OA	1959	2208	2460	2735	3007	3287	3578	3872



Legend

Metal Seating Collection

Different fabrics may be specified on the seat and on the back. In this case, use the higher grade of the two. No additional upcharge applies. All prices are in CA dollars (CAD).

LEC321N-OA

DESCRIPTION –

Three-seat
21" seat width



DIMENSIONS –

Width 66.25
Depth 25.25
Height 34.25
Seat Width 21
Seat Depth 20
Seat Height 18
Arm Height 26.5
COM Yard Back 3 / Seat 2.5
Cubic Feet 36
Ship Weight 98

OPTIONS –

Moisture barrier, *per seat* +85
Wood arm caps +0
Polyurethane arm caps +0
Corian® Solid Surface arm caps +795
Memory gel seat topper (per seat) +85

MODEL NO.	COM/1	2	3	4	5	6	7	8
LEC321N-OA	2650	3013	3379	3785	4181	4591	5020	5453

LEC321F-OA

DESCRIPTION –

Three-seat, center arms
21" seat width




DIMENSIONS –

Width 69
Depth 25.25
Height 34.25
Seat Width 21
Seat Depth 20
Seat Height 18
Arm Height 26.5
COM Yard Back 3 / Seat 2.5
Cubic Feet 36
Ship Weight 98

OPTIONS –

Moisture barrier, *per seat* +85
Wood arm caps +0
Polyurethane arm caps +0
Corian® Solid Surface arm caps +1590
Memory gel seat topper (per seat) +85

MODEL NO.	COM/1	2	3	4	5	6	7	8
LEC321F-OA	2906	3280	3654	4069	4475	4894	5329	5774



Legend Rocker

Patient Seating Collection

Different fabrics may be specified on the seat and on the back. In this case, use the higher grade of the two. No additional upcharge applies. All prices are in CA dollars (CAD).

LG21-RK-OA / LG21-RK-CA

DESCRIPTION –

Rocker, open arms (-OA)

Rocker, closed arms (-CA)

21" seat width



DIMENSIONS –

Width 24.5

Depth 25.25

Height 34.25

Seat Width 21

Seat Depth 20

Seat Height 18

Arm Height 26.5

COM Yard Back 1 / Seat 0.75

COM Yard Arms 1

Cubic Feet 13

Ship Weight 38

OPTIONS –

Moisture barrier, *per seat* +85

Wood arm caps +0

Polyurethane arm caps +0

Corian® Solid Surface arm caps +795

Memory gel seat topper (per seat) +85

MODEL NO.	COM/1	2	3	4	5	6	7	8
LG21-RK-OA	1774	1902	2021	2150	2272	2397	2531	2669
LG21-RK-CA	2173	2366	2549	2744	2933	3126	3331	3539

CA = CLOSED ARMS (NOT SHOWN)

LG24-RK-OA / LG24-RK-CA

DESCRIPTION –

Rocker, open arms (-OA)

Rocker, closed arms (-CA)

24" seat width



DIMENSIONS –

Width 27.5

Depth 25.25

Height 34.25

Seat Width 24

Seat Depth 20

Seat Height 18

Arm Height 26.5

COM Yard Back 1 / Seat 0.75

COM Yard Arms 1

Cubic Feet 15

Ship Weight 42

OPTIONS –

Moisture barrier, *per seat* +85

Wood arm caps +0


Polyurethane arm caps +0

Corian® Solid Surface arm caps +795

Memory gel seat topper (per seat) +90

MODEL NO.	COM/1	2	3	4	5	6	7	8
LG24-RK-OA	1929	2086	2231	2381	2530	2666	2822	2981
LG24-RK-CA	2326	2514	2760	2975	3191	3395	3657	3924

CA = CLOSED ARMS (NOT SHOWN)



Legend

Metal Seating Collection

LTC-90R

DESCRIPTION –

Radius Corner Table

Includes two connecting brackets



DIMENSIONS –

Width 26

Depth 26

Cubic Feet 2

Ship Weight 25

AVAILABLE IN 12 LAMINATED FINISHES –

Aria, Candlelight, Chestnut, Chocolate,

Dolce Vita, Grenada, Hardrock Maple,

Havana, Palomino, Pebble, Sand,

White Chocolate

MODEL NO.

PRICE

LTC-90R-P	HPL with PVC edge	CAD \$	750
LTC-90R-S	Corian® Solid Surface	CAD \$	1258

LTC-90S

DESCRIPTION –

Square Corner Table

Includes two connecting brackets



DIMENSIONS –

Width 26

Depth 26

Cubic Feet 2

Ship Weight 30

AVAILABLE IN 12 LAMINATED FINISHES –

Aria, Candlelight, Chestnut, Chocolate,

Dolce Vita, Grenada, Hardrock Maple,

Havana, Palomino, Pebble, Sand,

White Chocolate

MODEL NO.

PRICE

LTC-90S-P	HPL with PVC edge	CAD \$	750
LTC-90S-S	Corian® Solid Surface	CAD \$	1258

LTC-SP

DESCRIPTION –

Square Spacer Table

Includes two connecting brackets



DIMENSIONS –

Width 18

Depth 18

Cubic Feet 1

Ship Weight 16

AVAILABLE IN 12 LAMINATED FINISHES –

Aria, Candlelight, Chestnut, Chocolate,

Dolce Vita, Grenada, Hardrock Maple,


Havana, Palomino, Pebble, Sand,

White Chocolate

MODEL NO.

PRICE

LTC-SP-P	HPL with PVC edge	CAD \$	595
LTC-SP-S	Corian® Solid Surface	CAD \$	1198



Legend

Occasional Table Collection

LTF-1818-16

DESCRIPTION –

Square Table



DIMENSIONS –

Width 18

Depth 18

Height 16

Cubic Feet 2

Ship Weight 24

MODEL NO.		PRICE	
LTF-1818-16-P	HPL with 3mm PVC edge	CAD \$	912
LTF-1818-16-S	Corian® Solid Surface	CAD \$	1451

LTF-20D-16

DESCRIPTION –

Round Table



DIMENSIONS –

Width 20

Depth 20

Height 16

Cubic Feet 2

Ship Weight 24

MODEL NO.		PRICE	
LTF-20D-16-P	HPL with 3mm PVC edge	CAD \$	901
LTF-20D-16-S	Corian® Solid Surface	CAD \$	1434

round table